


This article was downloaded by:

On: 27 January 2011

Access details: *Access Details: Free Access*

Publisher *Taylor & Francis*

Informa Ltd Registered in England and Wales Registered Number: 1072954 Registered office: Mortimer House, 37-41 Mortimer Street, London W1T 3JH, UK



Organic Preparations and Procedures International

Publication details, including instructions for authors and subscription information:

<http://www.informaworld.com/smpp/title~content=t902189982>

SYNTHESIS OF 4,4-bis(2-METHOXYETHYL)CYCLOHEXANONE AND OF 4,4-bis(2-METHOXYETHYL)-2-CYCLOHEXEN-1-ONE

Elaine N. Cheeseman^a

^a Pharmaceutical Research Division, Johnson Matthey Inc., West Chester, PA

To cite this Article Cheeseman, Elaine N.(1990) 'SYNTHESIS OF 4,4-bis(2-METHOXYETHYL)CYCLOHEXANONE AND OF 4,4-bis(2-METHOXYETHYL)-2-CYCLOHEXEN-1-ONE', *Organic Preparations and Procedures International*, 22: 4, 519 – 521

To link to this Article: DOI: 10.1080/00304949009356316

URL: <http://dx.doi.org/10.1080/00304949009356316>

PLEASE SCROLL DOWN FOR ARTICLE

Full terms and conditions of use: <http://www.informaworld.com/terms-and-conditions-of-access.pdf>

This article may be used for research, teaching and private study purposes. Any substantial or systematic reproduction, re-distribution, re-selling, loan or sub-licensing, systematic supply or distribution in any form to anyone is expressly forbidden.

The publisher does not give any warranty express or implied or make any representation that the contents will be complete or accurate or up to date. The accuracy of any instructions, formulae and drug doses should be independently verified with primary sources. The publisher shall not be liable for any loss, actions, claims, proceedings, demand or costs or damages whatsoever or howsoever caused arising directly or indirectly in connection with or arising out of the use of this material.

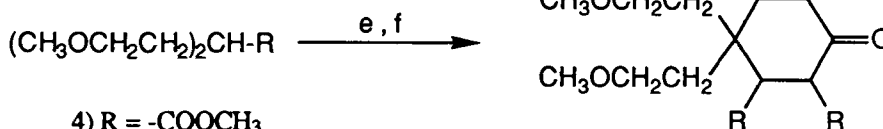
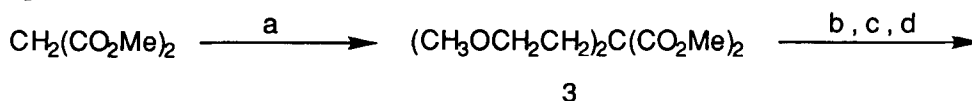
SYNTHESIS OF 4,4-bis(2-METHOXYETHYL)CYCLOHEXANONE

AND OF 4,4-bis(2-METHOXYETHYL)-2-CYCLOHEXEN-1-ONE

Submitted by Elaine N. Cheeseman
(08/02/89)

Pharmaceutical Research Division
Johnson Matthey Inc.
West Chester, PA 19380

4,4-Disubstituted cyclohexanones are used as intermediates in the synthesis of 8,8-disubstituted 2-azaspiro[4.5]decenes which are compounds recently shown to have antiarthritic and immunoregulatory activity.¹ The literature provides no examples of 4,4-bis(alkoxyalkyl)cyclohexanones or of the corresponding 2-cyclohexen-1-ones. As part of an effort to obtain a variety of substituted cyclohexanones, the synthesis of 4,4-bis(2-methoxyethyl)cyclohexanone and cyclohexenone (**1** and **2**) was undertaken and is now being reported.



4) R = -COOCH₃

5) R = -CH₂OH

6) R = -CHO

1) R = H

2) R = bond

a) 2-Bromoethyl methyl ether, NaOMe b) LiCl, aq. DMSO c) LAH, Et₂O
d) PCC, CH₂Cl₂ e) MVK, H₂SO₄, benzene f) H₂, Pd/C, EtOAc

Dimethyl malonate was alkylated² with 2-bromoethyl methyl ether using sodium methoxide in methanol. The resulting mixture of mono- and dialkylated products was realkylated in the same manner to afford a 72% yield of the desired dialkylated **3**. This compound was partially saponified and decarboxylated using LiCl³ in wet DMSO to give the monoester **4**. Reduction with LAH gave the alcohol **5** which was oxidized with PCC⁴ to the aldehyde **6**. The aldehyde was subjected to an acid-catalyzed Robinson annulation⁵ to yield the 4,4-disubstituted cyclohexenone **2** which was hydrogenated to cyclohexanone **1**.

EXPERIMENTAL SECTION

Gas chromatography was carried out on a Hewlett-Packard 5890 instrument with an Alltech RSL-150m x 0.3 μm polydimethylsiloxane capillary column. IRs were recorded on a Perkin Elmer 598 Infrared Spectrophotometer. ¹H NMRs were obtained in CDCl₃, with TMS as an internal reference, on an IBM NR/80 MHz FT NMR. Elemental Analyses were performed by

Atlantic Microlabs Inc.

Dimethyl bis(2-Methoxyethyl)malonate (3)².- Sodium (12.1 g, 0.53 mol) was cautiously added to dry MeOH (150 mL). After the reaction was completed, dimethyl malonate (19.8 g, 0.15 mol) was slowly added, refluxed for 15 min and cooled. 2-Bromoethyl methyl ether (104 g, 0.75 mol) was added slowly and the resulting solution was refluxed for 3 hrs, then cooled, concentrated, diluted with water, extracted three times with ether, washed with brine, dried with anhydrous MgSO₄ and concentrated to give 26 g (87%) of product. The product, shown by GC analysis to be a 2:3 mixture of mono/dialkylated malonates, was realkylated in the same manner to give 27 g (72% overall, 96% dialkylation). This was used without further purification in the next step.

IR (neat): 1735 (ester), 1115 (ether) cm⁻¹; ¹H NMR: δ 3.70 (s, 6H, -COOCH₃), 3.40 (t, 4H, -OCH₂-), 3.25 (s, 6H, CH₃O-) and 2.23 (t, 4H, -OCH₂CH₂-).

Anal. Calcd. for C₁₁H₂₀O₆: C, 53.22; H, 8.12. Found: C, 53.28; H, 8.13

Methyl bis(2-Methoxyethyl)acetate (4).- A mixture of 3 (29.9 g, 0.121 mol), LiCl³ (5.85 g, 0.14 mol), DMSO (230 mL) and H₂O (2.5 g, 0.14 mol) was heated at 185° for 3.5 hrs, cooled and poured into 500 mL of ice water. The solution was extracted with hexane (3 x 100 mL), washed with brine, dried over anhydrous MgSO₄, concentrated and distilled to give 14.8 g (64%) of the ester as a colorless liquid, bp. 89-91°/20 mm Hg.

IR (neat): 1740 (ester), 1115 (ether) cm⁻¹; ¹H NMR: δ 3.68 (s, 3H, -COOCH₃), 3.38 (t, 4H, -OCH₂-), 3.30 (s, 6H, CH₃O-), 2.66 (m, 1H, -CHCOOCH₃), 1.86 (m, 4H, -OCH₂CH₂-).

Anal. Calcd. for C₉H₁₈O₄: C, 56.82; H, 9.54. Found: C, 56.88; H, 9.55

2-bis(2-Methoxyethyl)ethanol (5).- To a cooled (5°) mixture of LAH (6.0 g, 0.16 mol) and ether (500 mL), ester 4 (12.9 g, 0.063 mol) in ether (100 mL) was slowly added and the temperature was allowed to rise to 25°. After the mixture was stirred for 2 hrs, the unreacted LAH was quenched with solid Na₂SO₄·10H₂O. It was then filtered and concentrated to give 10.0 g (98%) of the desired alcohol, pure enough to be used without purification.

IR (neat): 3430 (alcohol), 1115 (ether) cm⁻¹; ¹H NMR: δ 3.45 (m, 6H, -OCH₂- and -CH₂OH), 3.34 (s, 6H, CH₃O-), 1.66 (m, 5H, (CH₂)₂-CH-).

Anal. Calcd. for C₈H₁₈O₃: C, 59.23; H, 11.18. Found: C, 59.36; H, 11.17

bis(2-Methoxyethyl)acetaldehyde (6).- To a stirred mixture of pyridium chlorochromate⁴ (50.7 g, 0.24 mol) and anhydrous CH₂Cl₂ (260 mL) was slowly added a solution of 5 (9.8 g, 0.06 mol) in CH₂Cl₂ (40 mL) at 25°. After 2 hrs, ether (300 mL) was added. The solution was passed through a short florisil column, then concentrated to give 8.6 g (89%) of the aldehyde as a liquid. The product was used without further purification in the next

IR (neat): 1725 (aldehyde), 1115 (ether cm^{-1}); $^1\text{H NMR}$: δ 9.6 (d, 1H, $-\text{CHO}$), 3.41 (t, 4H, $-\text{OCH}_2-$), 3.30 (s, 6H, $\text{CH}_3\text{O}-$), 2.56 (m, 1H, $-\text{CHCHO}$), 1.90 (m, 4H, $-\text{OCH}_2\text{CH}_2$).

4,4-bis(2-Methoxyethyl)-2-cyclohexen-1-one (2).- A mixture of 6 (9.0 g, 0.056 mol), methyl vinyl ketone (6.7 g, 0.095 mol), conc. H_2SO_4 (0.4 mL) and benzene⁵ (45 mL) was refluxed overnight using a Dean-Stark trap. The resulting solution was washed with satd. NaHCO_3 , then brine. It was then dried over anhydrous MgSO_4 , concentrated and kugelrohr distilled to give 5.5 g (46%) of 2, bp. 93-96°/0.2mm Hg.

IR (neat): 1680 (ketone), 1620 (alkene), 1115 (ether) cm^{-1} ; $^1\text{H NMR}$: δ 6.80 (d, 1H, $-\text{CHCO}-$), 5.90 (d, 1H, $-\text{CHCH}_2\text{CHO}-$), 3.46 (t, 4H, $-\text{OCH}_2-$), 3.31 (s, 6H, $\text{CH}_3\text{O}-$), 2.47 (t, 2H, $-\text{CH}_2\text{CO}-$), 2.1-1.7 (m, 6H, rest.)

Anal. Calcd. for $\text{C}_{12}\text{H}_{20}\text{O}_3$: C, 67.89; H, 9.50. Found: C, 67.68; H, 9.48

4,4-bis(2-Methoxyethyl)cyclohexanone (1).- A mixture of 2 (5.3 g, 0.025 mol), 10% Pd/C (0.2 g), and EtOAc (50 mL) was hydrogenated until the uptake of hydrogen had ceased. The resulting mixture was filtered through Celite and concentrated to give a quantitative yield of the saturated ketone 1.

IR (neat): 1710 (ketone), 1115 (ether) cm^{-1} ; $^1\text{H NMR}$: δ 3.47 (t, 4H, $-\text{OCH}_2-$), 3.33 (s, 6H, $\text{CH}_3\text{O}-$), 2.37 (t, 4H, $-(\text{CH}_2)_2\text{CO}$), 1.66 (t, 8H, rest).

Anal. Calcd. for $\text{C}_{12}\text{H}_{22}\text{O}_3$: C, 67.25; H, 10.35. Found: C, 67.28; H, 10.37

REFERENCES

1. C. K. Mirabelli, A. M. Badger, M. J. DiMartino, D. A. Schwartz, D. H. Picker, E. N. Cheeseman, J. W. Dorman and C. E. White, Unpublished results.
2. B. S. Furniss A. J. Hannaford, V. Rogers, P. W. G. Smith and A. R. Tatchell. "Vogel's Textbook of Practical Organic Chemistry", Fourth Edition, p. 906, John Wiley & Sons, Inc., New York, NY, 1978.
3. A. P. Krapcho and J. F. Weimaster, J. Org. Chem., 45, 4105 (1980).
4. E. J. Corey and J. W. Suggs, Tetrahedron, 31, 2647 (1975).
5. M. E. Flaugh, T. A. Crowell and D. S. Farlow, J. Org. Chem., 45, 5399 (1980).
